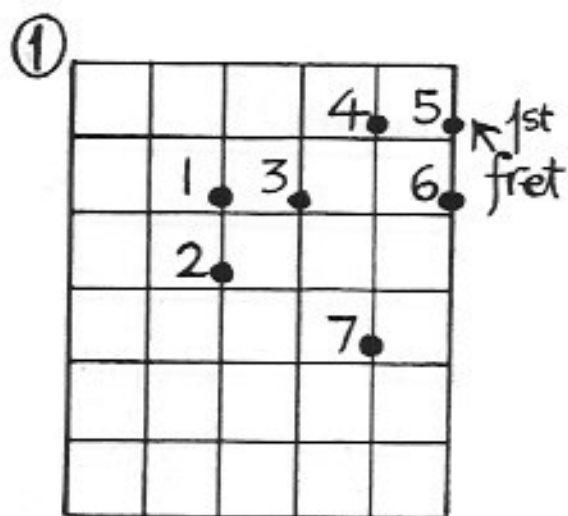


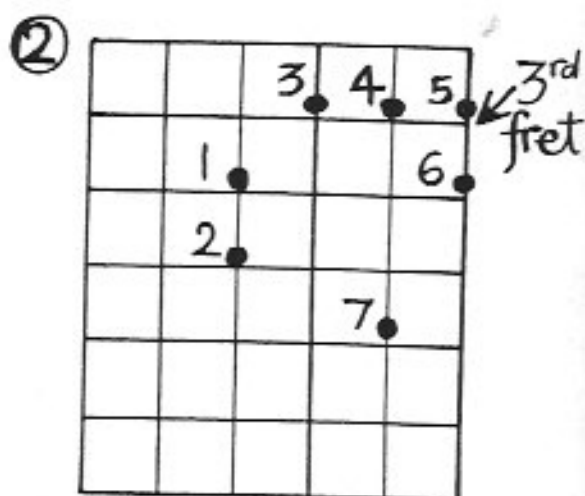
MORE ARPEGGIOS

Another way of expanding arpeggios is to run through the related chords in a given key, connecting each line with a link note, resulting in one long ascending line. Here is an example in F utilizing the chord sequence of F — F^o — Gm — Ab^o — Am — F7. This type of extended arpeggio also works well over the dominant chord of F7 in a tune in the key of Bb, especially where the F7 is held for two bars. For the timing, think of the phrase, "If you ever see a duck," or better still, make up your own!

ASCENDING ARPEGGIO in F

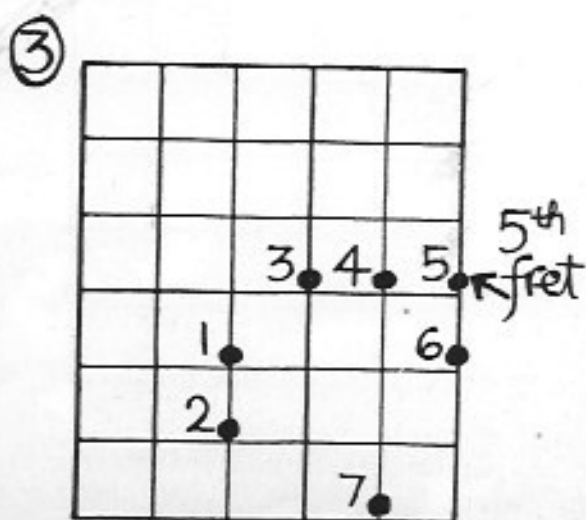


FINGERING: 2321123

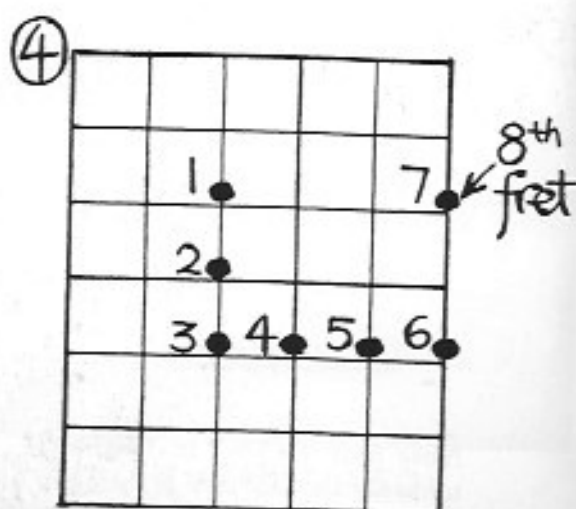


2311123

Use down strokes except on sixth note of
① ② & ③ & last note of ④



FINGERING: 2311123



1233331



F *Bb7* *Ebmaj7*

dim arp

12 10 9 8 6 5 3 1 5 3

15 13 12 11 12 13 12 10 11 7 8 5 6 7 8 7 8 5

TAB

Ao *Ab*

enclosures *Ab Lydian*

10 7 8 11 10 11 10 8 11 10 11 15 11 10 11 15 12 13 15

TAB

Ab7 *hard G7* *Cm* *G7*

Db Lydian *Db arp.* *Ab mel minor / G*

15 13 12 11 10 9 8 7 6 5 4 3 2 1

5 8 5 7 8 5

TAB

Resource

Be sure to also check out my free "Swing de Paris" online mini-course.
www.RobinNolanTeaches.com

